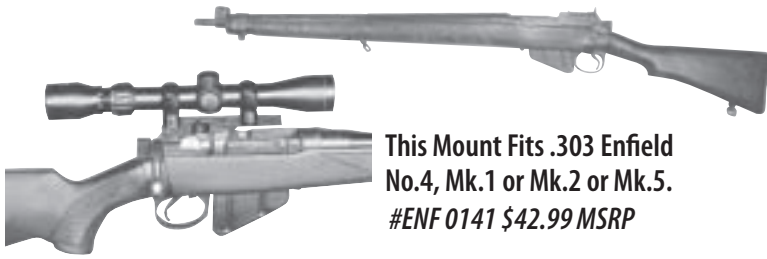


Fits: .303 Enfield No. 4, Mk1, Mk2 or Mk5 Scope Mount

Thank you for purchasing one of Advanced Technology Inc.'s Scope Mounts!  
Please fill out the enclosed Unconditional Lifetime Warranty card and mail it within 30 days of purchase.




This Mount Fits .303 Enfield No.4, Mk.1 or Mk.2 or Mk.5.  
#ENF 0141 \$42.99 MSRP

### STEP #1


Open bolt and examine chamber and magazine to make certain rifle is unloaded.

### STEP #2



Remove existing rear sight by driving out cross pin that retains rear sight pivot pin.

### STEP #3



Push out rear sight pivot pin (left) and lift off rear sight and bushing. Lift off rear sight plunger & spring.

Clean rear sight area of receiver prior to installation of scope mount.

### STEP #4



Place scope mount on receiver with cross slot straddling receiver bridge.


### STEP #4b



Start the two 6-32 x 1/2 button head cap screws through the lugs of the rear sight mount. Do not tighten. You will notice the scope mount is slightly narrower than the distance between the rear sight lugs.

*(This gives a small amount of windage adjustment for the scope mount.)*

### STEP #5



Install and securely tighten the 8-32 x 1/4 set screw in the hole 90 degrees to the bore centerline. **Caution:** Make certain the scope mount stays snugly down against the top of the receiver bridges as set screw is tightened.

### STEP #5b



Now install and securely tighten the set screw at 45 degrees to the bore centerline.

### STEP #6

Go back and evenly tighten the two 6-32 x 1/2 button head cap screws at the rear of the scope mount.

### STEP #7

You are now ready to mount your scope. Uses weaver-type rings.

### Other Advanced Technology, Inc. Products:




**Enfield Monte Carlo Stock**  
#ENF0013 (.303 & .308 No 1, Mk3)  
#ENF0041 (.303 No 4, Mk1)




#### .303 Enfield Scope Mount

#ENF0141 or #ENF0113  
No Gunsmithing. Stable mount made of T-6 aluminum with weaver-type base. (Mount cannot be modified to fit .308) ENF0113 Shown



**Mosin Nagant Monte Carlo Stock**  
#MOI0300

Also available in Mossy Oak® New Break-Up Camouflage



**Mosin Nagant Scope Mount & Bolt Handle**  
#MOI0600

