


Fits: .303 Enfield No. 1, Mk3 Scope Mount

Thank you for purchasing one of Advanced Technology Inc.'s Scope Mounts!
Please fill out the enclosed Unconditional Lifetime Warranty card and mail it within 30 days of purchase.



Mount cannot be modified to fit .308.

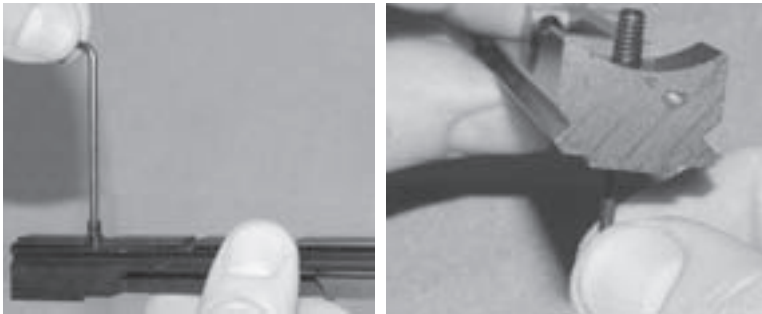
This mount fits .303 Enfield No1, Mk.3 only. It **CANNOT** be modified to fit .308 Caliber Enfields because the width of the charging bridge on a .308 is narrower.

.303 No1, Mk3 #ENF 0113 \$39.99 MSRP

STEP #1

Open bolt and examine chamber and magazine to make certain rifle is unloaded.


STEP #2



Install the one 8-32 x 1/2" set screw in the vertical tapped hole in the front of the mount. (Left) Run the screw in until it extends below the bottom of the mount approximately 3/8". (Right)

The intent is for the set screw to "bite" or be forced into the receiver by tightening rear screws.

STEP #3



Install the two 8-32x1/4" set screws lengthwise in bottom of mount. Note: The screws will be easier and quicker to install if started from the rear face. Run screw in until flush with rear face. Use of a thread locking material like LOCTITE is recommended.

STEP #4



Set mount in place on receiver and closely check the fit of mount to the receiver front ring. The mount should fit even and snug to the receiver ring. On a very few guns it may be necessary to tap the mount down with a plastic mallet. **Note:** Enfield receivers vary considerably in this area. While holding the scope mount securely to the receiver start tightening the two lengthwise set screws. Tighten the screws alternately. **Note:** After firing your Enfield rifle recheck lengthwise set screw tightness.

STEP #5

You are now ready to mount your scope.


Other Advanced Technology, Inc. Products:



Enfield Monte Carlo Stock
#ENF0013 (.303 & .308 No 1, Mk3)
#ENF0041 (.303 No 4, Mk1)



.303 Enfield Scope Mount
#ENF0141 or #ENF0113
No Gunsmithing. Stable mount made of T-6 aluminum with weaver-type base.
(Mount cannot be modified to fit .308)
ENF0113 Shown



Mosin Nagant Monte Carlo Stock
#MOI0300
Also available in Mossy Oak® New Break-Up Camouflage



Mosin Nagant Scope Mount & Bolt Handle
#MOI0600



Mauser 98 Stock with Built-In Weaver Scope Rail
#MSS1500



Mauser Bolt Handle
#MBH1800
**NOTE: Straight-bolt or wide-arc bolt Mausers MUST use our Conversion Bolt Handle to convert to bent-bolt!

